



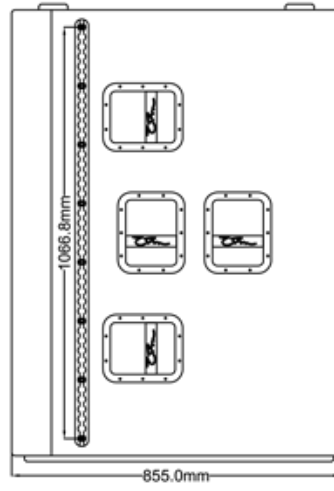
HD Series / HD-MH

	HF	MH	LF
Design	3 way fully horn loaded mid-high cabinet		
Impedance	16 Ohm	16 Ohm	16 Ohm
Power Handling (AES)	100 Watts (continuous)	180 Watts (continuous)	500 Watts (continuous)
Maximum Power Handling (AES)	200 Watts (program) 400 Watts (peak 10 ms)	360 Watts (program) 720 Watts (peak 10 ms)	1000 Watts (program) 2000 Watts (peak 10 ms)
Sensitivity 2.83V / 1m	118 dB	118 dB	109 dB
Maximum SPL	Full Range 136 dB (cont. max SPL / 1m) Full Range 142 dB (peak)		
Frequency Response -3 dB	90 Hz - 23 kHz		
Dispersion	40° x 20°		
SYSTEM OPERATION			
Recommended Amplification	100 -200 Watts	180 - 360 Watts	500 - 1000 Watts
System Controller	Ohm DSP Solutions Mandatory		
Speaker Cables	Min 2 x 4 mm ² , Preferred 2 x 6 mm ²		
PRODUCT FEATURES			
Components	1 x 1" Coaxial Mounted Compression Driver	1 x 2" Coaxial Mounted Compression Driver	2 x 10" Low Frequency Drivers
Crossover	-	-	-
LPF	-	6.3 kHz	630 Hz
HPF	6.3 kHz	630 Hz	110 Hz
Connectors	2 x 8 pole Speakon Connectors		
Dimensions (H x W x D)	1156 mm x 578 mm x 856 mm		
Weight (kg)	109		
Shipping Weight (kg)	111 (1 cabinet per carton)		
Colour	Black		
Options	Available in white or Ral colours on request		
Rigging	4 x flying track to take flying eyes. 1 x full cabinet length on each side and 2 x on the rear.		
HARDWARE			
Fitted as standard	4 x flying track		
Optional	EP-5 Connector Option		
Additional Descriptive Data	Birch plywood construction, with durable scratch resistant black textured paint finish, kick-proof steel grill and black foam with stainless steel Ohm logo.		

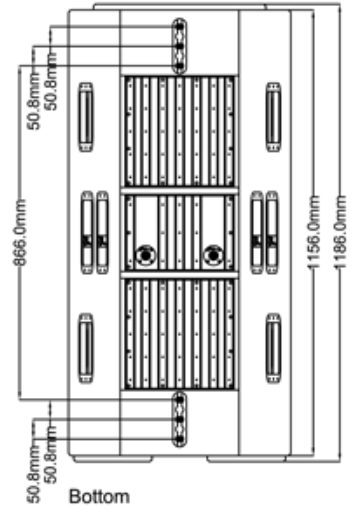
Front



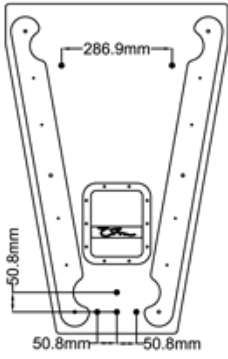
Side



Back



Top



Bottom

